



ROOM CAPACITIES

Upper Level

| Room | Length/ Width | Ceiling Height | Theater | Classroom | Chevron | Modified Chevron | Hollow Square | U-Shape | Spoke | Room Minimum |
|--------------------|------------------|-------------------|---------|-----------|---------|---------------------|------------------|---------|-------|-----------------|
| 135 | 58'x79' | 13' 3" | 392 | 240 | 192 | 240 | 60 | 45 | 180 | 200 |
| 135AC/BD | 58'x39' | 13' 3" | 196 | 120 | 96 | 120 | 54 | 42 | 84 | 100 |
| 135A/B/C/D | 29'x39' | 13' 3" | 70 | 48 | 36 | 48 | 30 | 21 | 36 | 50 |
| 155 | 39'x41' | 11' 3" | 112 | 72 | 60 | 72 | 48 | 30 | 48 | 50 |
| 155A/B | 19'x41' | 11' 3" | 42 | 24 | 24 | 24 | 24 | 15 | 24 | 25 |
| 156 | 39'x22' | 11' 3" | 54 | 36 | 30 | NA | 30 | 24 | 24 | 20 |
| 156A/B | 19'x22' | 11' 3" | 24 | 18 | 12 | NA | 18 | 12 | 12 | 10 |
| 166 | 39'x19' | 11' 3" | 54 | 36 | 30 | NA | 24 | 21 | 24 | 20 |
| 166A/B | 19'x19' | 11' 3" | 24 | 18 | 12 | NA | 12 | 9 | 12 | 10 |
| Upper Level | | | | | | | | | | 250 |

| Dining Room/Meeting Room | Maximum Capacity |
|--------------------------|---------------------------------|
| Courtyard | 264 |
| Restaurant | 24 |
| Club Room | 16 conference, 36 (9 four-tops) |
| Courtside | 12 conference |

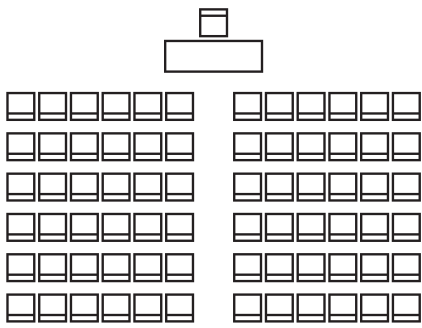
Lower Level

| Room | Length/ Width | Ceiling Height | Theater | Classroom | Chevron | Modified Chevron | Hollow Square | U-Shape | Spoke | Room Minimum |
|--------------------|------------------|-------------------|----------|-----------|---------|---------------------|------------------|---------|-------|-----------------|
| 32 | 44'x30' | 8' 8" | 70 | 48 | 36 | 48 | 30 | 24 | 42 | 32 |
| 42 | 57'x31' | 10' 3" | 143/132* | 72/90* | 54 | 72/90* | 48 | 39 | 72 | 65 |
| 42A/B | 31'x27' | 10' 3" | 60 | 36 | NA | 36 | 30 | 24 | 30 | 30 |
| 52 | 44'x22' | 8' 6" | 48 | 36 | 36 | NA | 30 | 24 | 24 | 22 |
| 55 | 31'x15' | 7' 10" | 35 | 24 | NA | NA | 18 | 15 | 18 | 5 |
| 62 | 44'x30' | 8' 6" | 70 | 48 | 36 | 48 | 30 | 24 | 42 | 32 |
| 77 | 24'x20' | 7' 10" | 36 | 24 | 18 | NA | 18 | 15 | 18 | 20 |
| 83** | 46'x54' | 7' 10" | 140 | 102 | NA | NA | NA | NA | NA | 50 |
| Lower Level | | | | | | | | | | 130 |

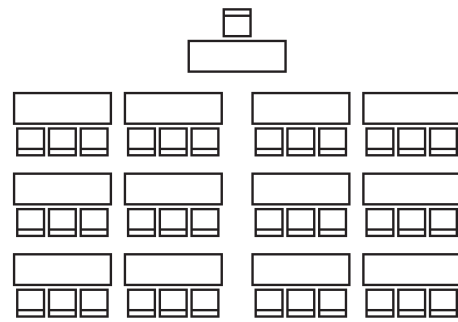
*Maximum seating for this type of set-up is dependent on direction room faces.

**Round tables only.

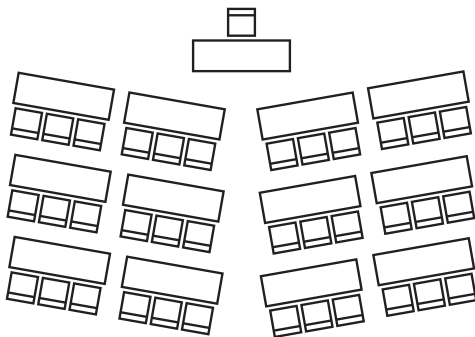
Room set-up diagrams on back.



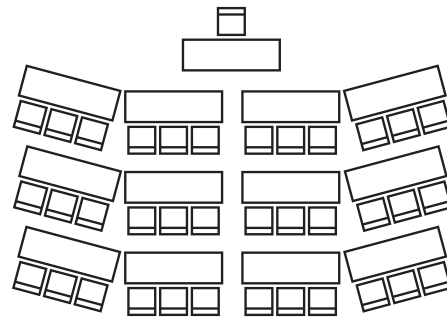
THEATER



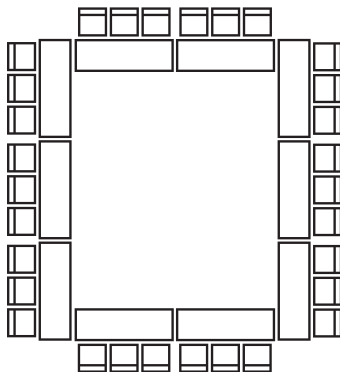
CLASSROOM



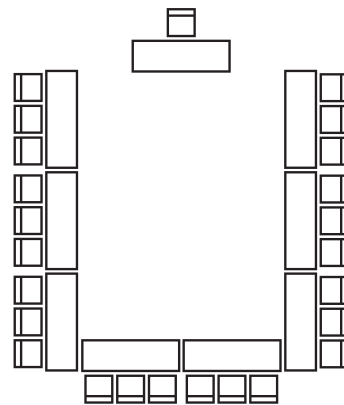
CHEVRON



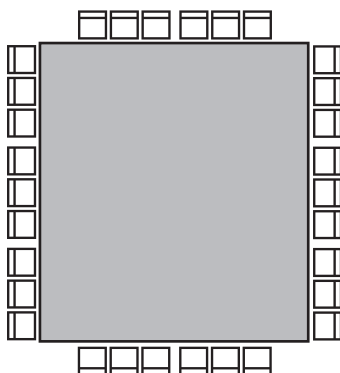
MODIFIED CHEVRON



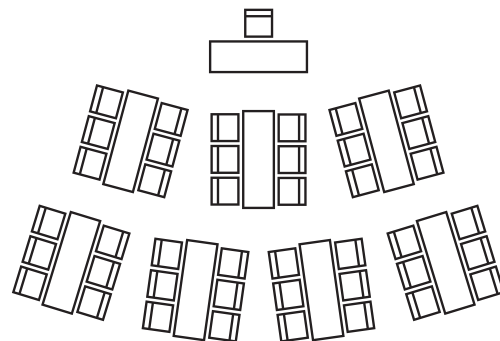
HOLLOW SQUARE



U-SHAPE



CONFERENCE



SPOKE